

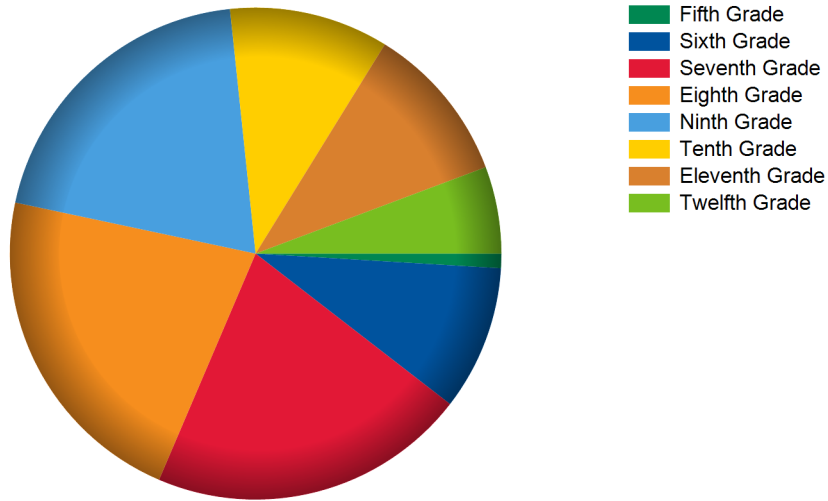
Case List Detail

Run By asappa - CIS of the Twin Cities on 3/18/2024 8:36:56 AM



Report Period..... 7/1/2023 - 3/18/2024
 Organization(s)..... CIS of the Twin Cities
 School(s)..... Hastings High School, Hastings Middle School
 School Year..... 2023/2024 SY
 Initiative(s)..... Select All
 Intentionality Level(s).... Select All
 Enrollment Status(i).... Select All

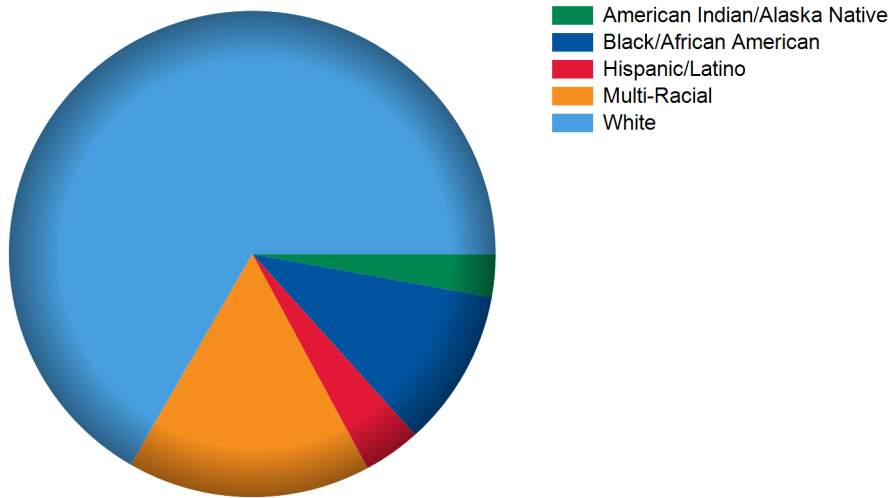
Students by Grade Level



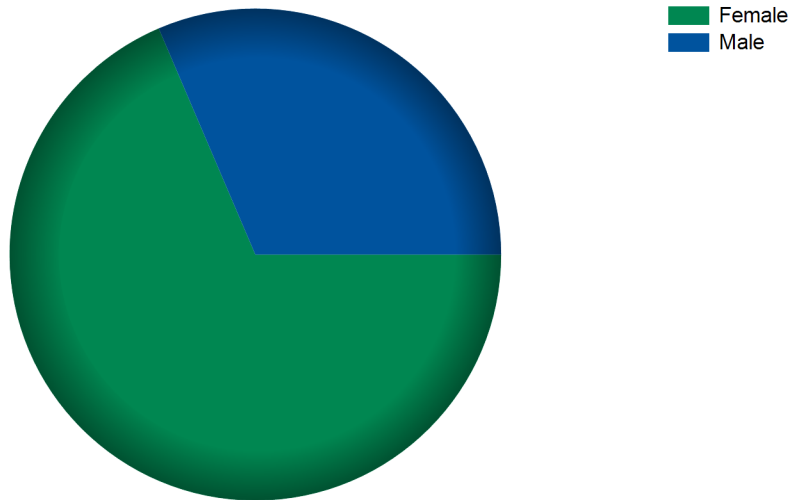
Grade Level	# of Students	% of Students
Fifth Grade	1	1.0%
Sixth Grade	10	9.5%
Seventh Grade	22	21.0%
Eighth Grade	23	21.9%
Ninth Grade	21	20.0%
Tenth Grade	11	10.5%
Eleventh Grade	11	10.5%
Twelfth Grade	6	5.7%
	105	100.0%

Race	# of Students	% of Students
Multi-Racial	17	16.2%
American Indian/Alaska Native	3	2.9%
Black/African American	11	10.5%
White	70	66.7%
Hispanic/Latino	4	3.8%
	105	100.0%

Students by Race

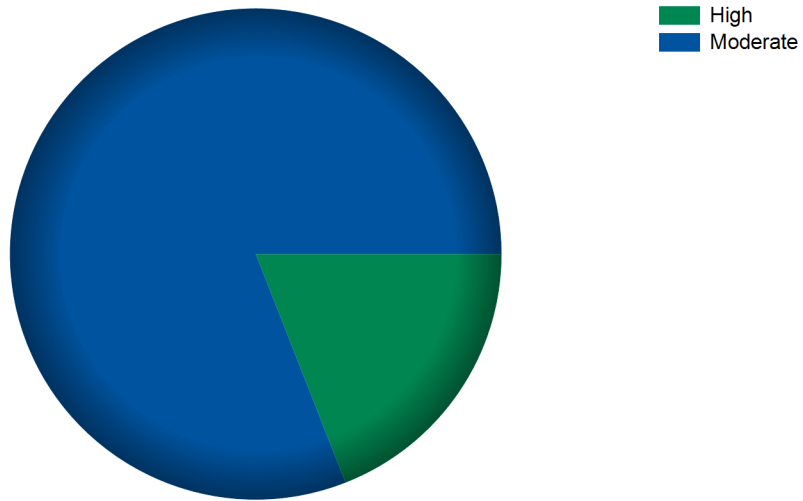


Students by Gender



Gender	# of Students	% of Students
Female	72	68.6%
Male	33	31.4%
	105	100.0%

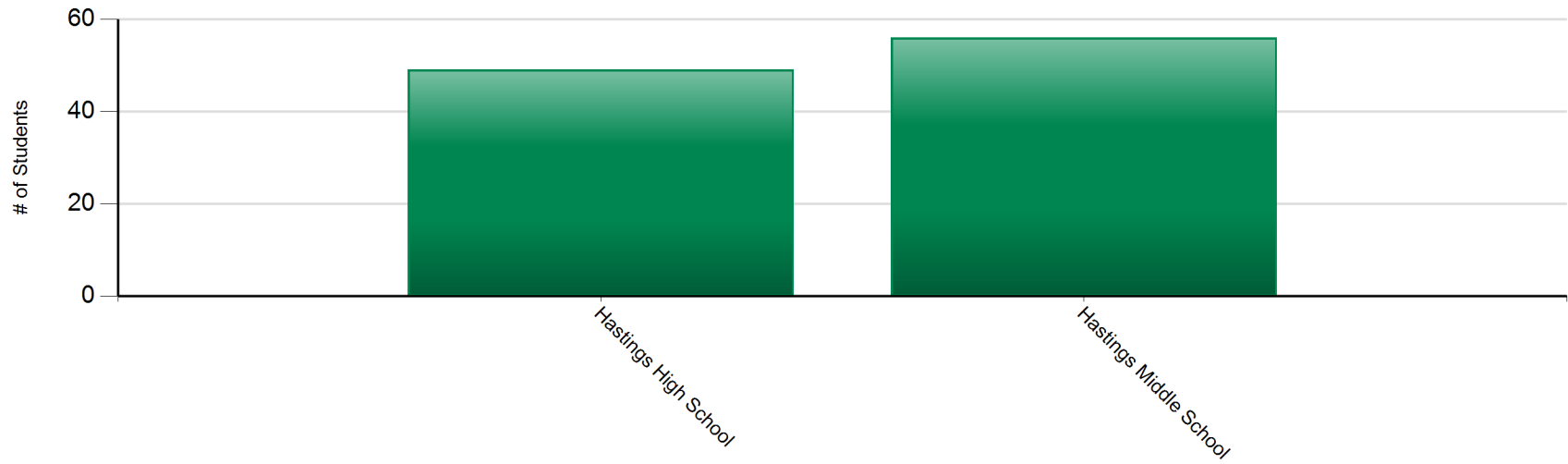
Students by Case Management Intensity Level



Case Management Intensity Level	# of Students	% of Students
High	20	19.0%
Moderate	85	81.0%
	105	100.0%

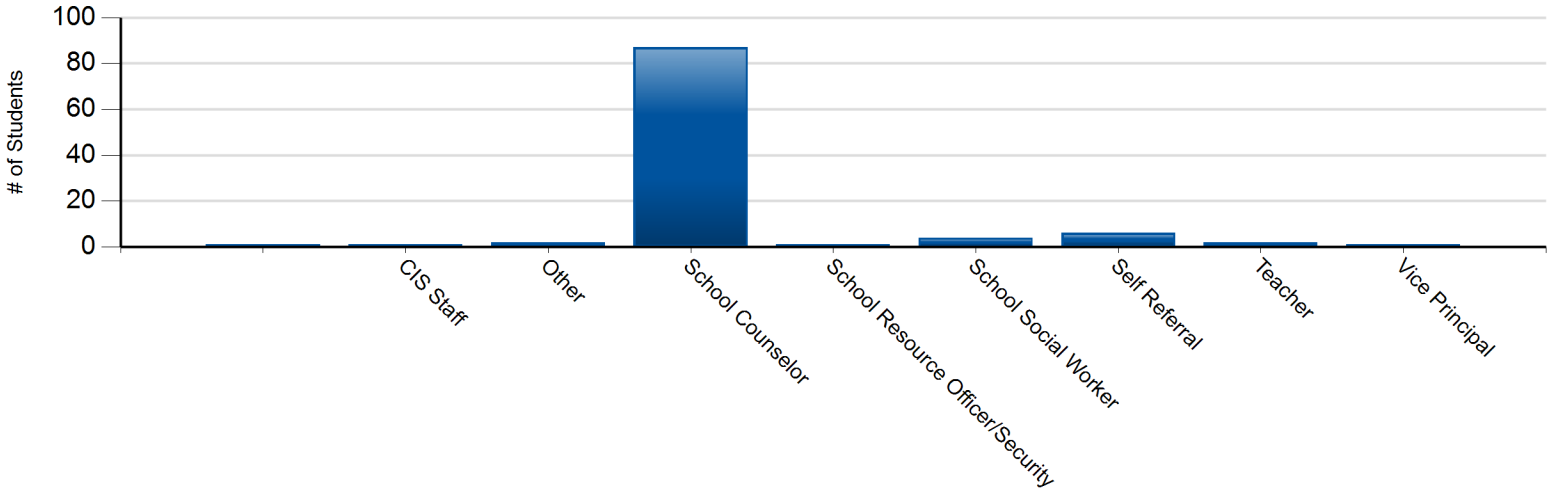
Case Manager	# of Students	% of Students
Kel O'Leary	3	2.9%
Sarah Steen	47	44.8%
Alexa Trickle	55	52.4%
	105	100.0%

Students by School



School	# of Students	% of Students
Hastings High School	49	46.7%
Hastings Middle School	56	53.3%
	105	100.0%

Students by Referral Source



Referral Source	# of Students	% of Students
	1	1.0%
CIS Staff	1	1.0%
Teacher	2	1.9%
Self Referral	6	5.7%
Other	2	1.9%
School Counselor	87	82.9%
School Resource Officer/Security	1	1.0%
School Social Worker	4	3.8%
Vice Principal	1	1.0%
	105	100.0%